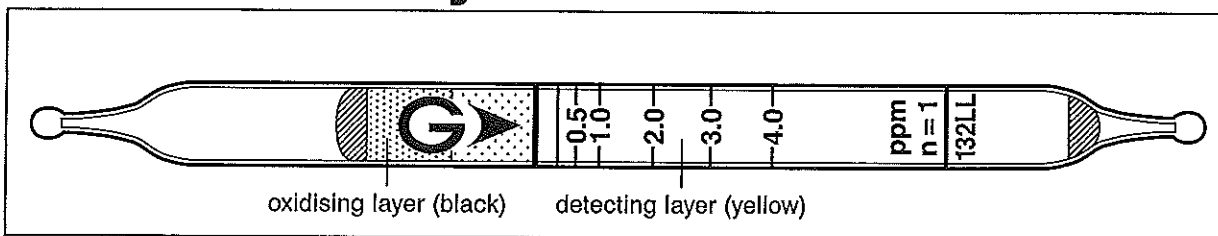


Trichloroethylene $\text{Cl}_2\text{C}:\text{CHCl}$ No.132LL



Performance

Measuring range	0.125 to 0.25 ppm	(0.25) to 4 ppm	4 to 8.8 ppm
Number of pump strokes	2 (200 ml)	1 (100 ml)	1/2 (50 ml)
Correction factor	1/2	1	2.2
Sampling time	3 min	1.5 min	45 sec

Detecting limit : 0.05 ppm (2 pump strokes)

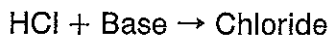
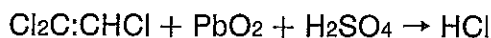
Colour change : Yellow → Purple

Corrections for temperature & humidity : Temperature correction is necessary.

Relative standard deviation : 10 % (for 0.25 to 1 ppm), 5 % (for 1 to 4 ppm)

Shelf life : 2 years (in the refrigerator)

Reaction principle



Possible coexisting substances and their interferences (NOTE : Page 2-5)

Substance	Concentration	Interference	Changes colour by itself to
Bromine, Chlorine	$\geq 1/2$	+	} Pale bluish purple
Hydrogen chloride	$\geq 1/2$	+	
Tetrachloroethylene	$\geq 1/2$	+	
1,1,1-Trichloroethane	≤ 80 ppm	No	No (≤ 80 ppm)
Toluene, Xylene		No	No

Other substance measurable with this detector tube

Substance	Correction	No. of pump strokes	Measuring range
1,2-Dichloroethylene	Factor : 1.5	1	0.375 to 6 ppm

Calibration gas generation

Diffusion tube method

Special note

This detector tube can also be used with the Gastec Water Pollutant Analysis Systems to measure trichloroethylene in the water. With these systems, samples are collected by using a syringe. For detail, see page 5-9.

TLV-TWA : 10 ppm

TLV-STEL : 25 ppm